





# Polysolar



## PS-PC-SE Series panels

STC Product Specifications for c-Si polycrystalline glass/glass laminate units



**Polysolar's PS-PC-SE glass glass panels incorporate poly-crystalline solar PV technology to achieve high aesthetics**

Up to 162 W/m<sup>2</sup>

Made in Europe

Designed for BIPV applications



Fire Class A, Extreme load resistance

Sand, salt and ammonia resistance

Bespoke transparency and sizing

30 year Warranty

Self cleaning





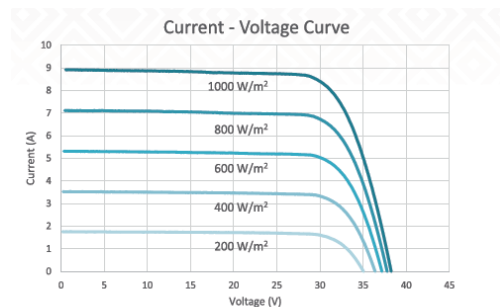
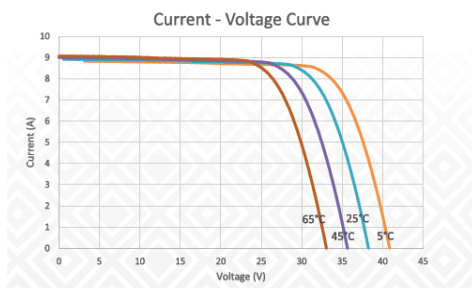
# Polysolar

## Physical Specifications PS-PC-SE Series

Active Material of Cell		Polycrystalline
Cells		156 x 156 mm
Front Cover		Tempered Glass, thickness: 3 mm
Back Cover		Tempered Glass, thickness: 3 mm
Frame		Frameless
Dimensions	Width	1670 mm +/- 1 mm
	Length	992 mm +/- 1 mm
	Height	7.1 mm
Cable cross section		4 mm <sup>2</sup>
Weight		27 kg
The module is tested under 2400 Pa (50 lb/ft <sup>2</sup> ) mechanical load or approximately to a wind speed of 130 km/h (80 mph) with certified mounting solutions. Other mounting solutions for higher mechanical loads of 8000 Pa are also available.		

## Electrical Specifications PS-PC-SE Series

Polysolar Model	Power	Transparency	Cells	Stabilized Performance STC			
				V <sub>mpp</sub> (V)	I <sub>mpp</sub> (A)	V <sub>oc</sub> (V)	I <sub>sc</sub> (A)
PS-PC-SE 270	270 W	10%	6x10	36.78	8.70	45.49	9.26
PS-PC-SE 285	240 W	20%	6x9	36.52	7.80	45.27	8.28
PS-PC-SE 260	210 W	30%	6x8	36.00	7.22	44.65	7.66
PS-PC-SE 190	150 W	45%	4x9	35.93	5.29	44.58	5.61
Temperature Co-efficient	I <sub>sc</sub> + 0.05%/K V <sub>oc</sub> - 0.34%/K P <sub>mpp</sub> - 0.46%/K						
Max Voltage/Current	1000 V 15 A						



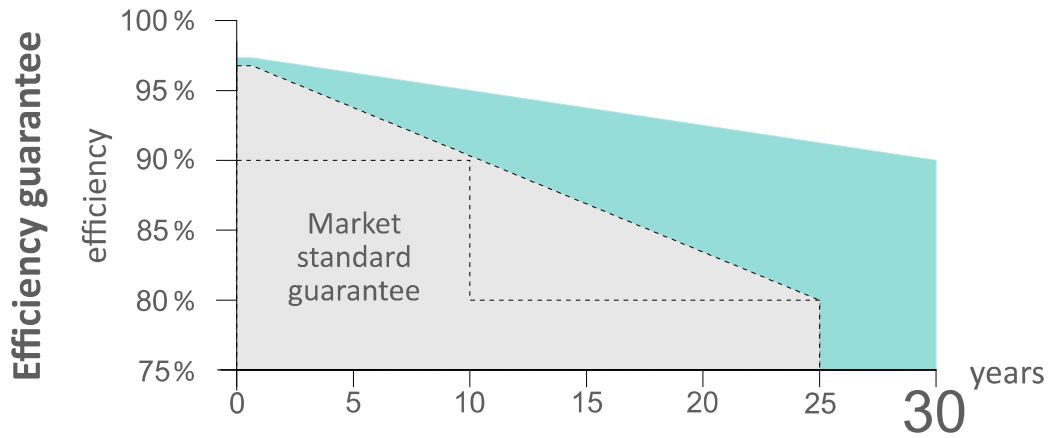
The units electrical ratings are measured under Standard Test Conditions (STC) and have been delivered on the specific table of electrical characteristics as shown above. A photovoltaic module may produce more current and/or voltage than reported at STC. Sunny, cool weather and reflection from snow or water can increase current and power output. Therefore, the values of I<sub>sc</sub> and V<sub>oc</sub> marked on the units should be multiplied by a factor of 1.25 when determining component voltage ratings, conductor capacities, fuse sizes, and size of controls connected to PV output. [STC]: 1000 W/m<sup>2</sup>, AM 1.5, 25 °C. The exactly measured electrical characteristics are shown on the label of the units.




# Polysolar

## Warranty

Warranty on Product (Workmanship & Materials)	Warranty on Performance (Power Grade Output)
30 years from date of shipment	30 years performance Warranty (at 90% STC performance)
<b>Certifications</b>	IEC 61215 and 61730, IEC 62716 Ammonia Corrossion. IEC 61701:2011 Salt Mist Corrosion. MIL-STD-810G Sand & Dust Resistance. PID Free. CE Mark. TUV NORD Certified .




20% (54 cells)



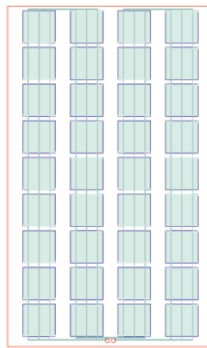
Configuration: 6x9

30% (48 cells)

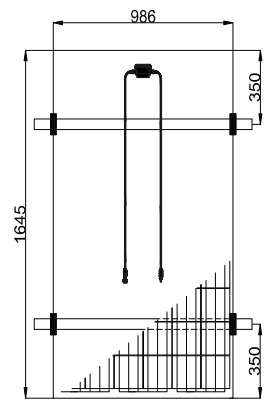


Configuration: 6x8

45% (36 cells)



Configuration: 4x9



Alumero fixing clamps  
END/MID clamps 6.8 100mm



# Polysolar

[www.polysolar.co.uk](http://www.polysolar.co.uk)

Tel: (+44) 01223 911534

Email: [info@polysolar.co.uk](mailto:info@polysolar.co.uk)



*World leaders in the design, development and project management of Building Integrated Photovoltaic solutions*

### **Cambridge Office**

Polysolar Limited  
Aurora BAS  
High Cross, Madingley Rd  
Cambridge CB3 0ET  
UK

### **London Office**

Polysolar Limited  
One Canada Square  
Canary Wharf  
London E14 5AB  
United Kingdom